



Unit 8 Lesson 1

Vocabulary: go shopping, go to the cinema, go for a ride, visit the funfair, visit the circus, swim in the pool, watch a film **Grammar:** What do you like doing? I (don't) like / love / enjoy + -ing. I like (going shopping).

Unit 8 Song

Pop City

1 Watch the music video. Circle the correct option.



- At the start, Sarah is at the **cinema** / supermarket.
- Sarah has got **one shopping bag** / two shopping bags.
- The cinema seats are **blue** / red.
- Alex is in a blue car at the **funfair** / zoo.
- Alex **jumps into** / swims in the swimming pool.
- Sarah **likes** / doesn't like going to the circus.
- There's a **monkey** / giraffe at the zoo.
- Sarah and Alex eat their lunch with **chopsticks** / a spoon.

2 Write the words from the song.

- I love watching films with you.
- Swimming with you is c.
- Let's go for a r around Pop City.
- I don't like going to the z.
- Let's have l in Pop City.
- There are lots of p we can see.



Fast finishers Write one thing Sarah likes doing in Pop City and one thing she doesn't like doing.

How do you feel? Colour.



22 Unit 8 Song

Lesson outline

- 6 min** 1 **Start the lesson:** review the places vocabulary with a board activity
- 2 min** 2 **Video introduction:** introduce the video for this lesson
- 13 min** 3 **Vocabulary presentation and game:** present and practise the activities vocabulary using flashcards and play a class game
- 6 min** 4 **Music video:** play the video, then play it again so pupils can join in with the actions
- 12 min** 5 **Song worksheet:** pupils complete the worksheet activities to practise recognition of the new activities vocabulary, ending with a self-evaluation activity and an optional fast finisher activity
- 6 min** 6 **End the lesson:** review the activities vocabulary by watching the video again and asking pupils to join in, then say goodbye

- 1 Start the lesson:** Draw a very simple line drawing of a street on the board. Draw six or seven buildings. Then point to each one in turn and ask *What place is this?* Elicit names of shops and buildings in a town, e.g. *a shop, a supermarket, a restaurant.*
- 2 Video introduction:** Tell the class that today they are going to learn some new words and watch a music video with two Planet Popstars, Sarah and Alex.
- 3 Vocabulary presentation and game:** Present the activities to the class using the flashcards and model pronunciation. Hold up each flashcard in turn, say the activity and ask pupils to repeat it after you. Then play a vocabulary game. Say one of the activities. Pupils listen and mime the action. Repeat with the other phrases.
- 4 Music video:** Play the Unit 8 music video for pupils to enjoy. Ask the class which places Sarah and Alex go to in town. Review the answers as a class. Then play the video again, encouraging participation with the dancing and actions.

- 5 Song worksheet:** 1 Pupils watch the video again. They circle the correct options. **Answers:** 1 *supermarket* 2 *one shopping bag* 3 *red* 4 *funfair* 5 *jumps into* 6 *doesn't like* 7 *giraffe* 8 *chopsticks* 2 Pupils read the sentences from the song and write the missing words. Tell them they have the first letter of each answer. Then they watch the video again, listening carefully to check their answers. **Answers:** 2 *cool* 3 *ride* 4 *zoo* 5 *lunch* 6 *places*
- How do you feel?** 😞 😐 😊 Pupils choose and colour a face according to how they feel about their work.
- Fast finishers:** Pupils write one thing Sarah likes doing in Pop City and one thing she doesn't like doing.
- 6 End the lesson:** Put pupils into small groups. Play the music video again. Ask each group to invent some dance moves to the chorus of the song. Play the chorus a few times while they practise. Then each group performs their dance moves in turn before saying goodbye.



Unit 8 Lesson 2







Vocabulary: go shopping, go to the cinema, go for a ride, visit the funfair, visit the circus, swim in the pool, watch a film **Grammar:** What do you like doing? I (don't) like / love / enjoy + -ing. I like (going shopping).

Lesson outline

- 6 min** 1 **Start the lesson:** play a singing game with the unit song
- 4 min** 2 **Video introduction:** introduce the video for this lesson
- 6 min** 3 **Vocabulary game:** play a flashcard game in teams to practise the new vocabulary
- 10 min** 4 **Vocabulary rap:** play the rap, then play it again so pupils can join in. Play a class game with the rap
- 13 min** 5 **Vocabulary worksheet:** pupils complete the worksheet activities to practise the new words and phrases, ending with a self-evaluation activity and an optional fast finisher activity
- 6 min** 6 **End the lesson:** pupils play a miming game with the vocabulary, then say goodbye

Unit 8 Vocabulary

1 Read and match. Say. 6

1 go for	<input type="checkbox"/>	a 	b 
2 visit the	<input type="checkbox"/>	film	the pool
3 swim in	<input type="checkbox"/>	c 	d 
4 visit	<input type="checkbox"/>	shopping	funfair
5 watch a	<input type="checkbox"/>	e 	f 
6 go	<input type="checkbox"/>	the circus	a ride

2 Read, match and write. 6

go shopping swim in the pool visit the circus
visit the funfair visit the zoo watch a film

1 Look! An elephant! 2 The water is cold!

3 Let's try to win a prize! 4 That clown is very funny!

5 I love this actor. 6 I want to buy a book.

How do you feel? Colour.

Fast finishers Write two sentences about things you do in your town or city.

Unit 8 Vocabulary 33

- 1 Start the lesson:** Divide the class into two groups. Play the unit song from the previous lesson. Groups stand up and dance. Pause the song and groups take turns to sing the next line. Continue to the end of the song, pausing eight to ten times.
- 2 Video introduction:** Tell the class that today they are going to listen to a vocabulary rap and learn some vocabulary so that they can join in with the rap too.
- 3 Vocabulary game:** Use the flashcards to practise the vocabulary. Display all the flashcards on a wall randomly and give pupils a minute to look at them. Then ask pupils to close their eyes. Remove a flashcard. When pupils open their eyes again, ask, *What's missing?* Pupils shout out the answer or, if you prefer, they raise their hand to give the answer. Repeat a few times.
- 4 Vocabulary rap:** Play the Unit 8 vocabulary rap. Then play the rap again for the class to join in and repeat the words. Play the rap a third time, pausing for pupils to shout out the word that comes next.

- 5 Vocabulary worksheet:** 1 Pupils read and match to make the activities. When they have finished, go around the class, asking different pupils to say the phrases aloud. Check their pronunciation and correct them if necessary. **Answers:** 1 go for a ride, f 2 visit the funfair, d 3 swim in the pool, b 4 visit the circus, e 5 watch a film, a 6 go shopping, c 2 Pupils read the sentences and then write the matching phrases from the word box. **Answers:** 1 visit the zoo 2 swim in the pool 3 visit the funfair 4 visit the circus 5 watch a film 6 go shopping

How do you feel? 😞 😐 😊 Pupils choose and colour a face according to how they feel about their work.

Fast finishers: Pupils write two sentences about things they do in their town or city.

- 6 End the lesson:** Play a miming game with the flashcards. Put pupils into two teams, A and B. Give each team in turn a flash card. The pupils mime the action for the other team to guess. Then say goodbye.



Unit 8 Lesson 3

Vocabulary: go shopping, go to the cinema, go for a ride, visit the funfair, visit the circus, swim in the pool, watch a film
Grammar: What do you like doing? I (don't) like / love / enjoy + -ing. I like (going shopping).

Unit 8 Grammar

1 Read and match.

1 I don't enjoy visiting the zoo. 2 I love going to the zoo. 3 I don't like going shopping. 4 I enjoy going shopping.

a b c d

2 Look, read and write.

Sam			
Amara			

1 Sam: I don't enjoy swimming in the pool. (enjoy / swim)
 2 Sam: I _____ a film. (love / watch)
 3 Sam: I _____ funfair. (like / visit)
 4 Amara: I _____ in the pool. (love / swim)
 5 Amara: I _____ a film. (enjoy / watch)
 6 Amara: I _____ funfair. (like / visit)

How do you feel? Colour.

Fast finishers Write four sentences beginning with I enjoy or I don't enjoy.

34 Unit 8 Grammar

Lesson outline

- 4 min** **1 Start the lesson:** review the vocabulary from the unit
- 1 min** **2 Video introduction:** introduce the video for this lesson
- 6 min** **3 Grammar tutorial:** ask a gist question, play the video and elicit the answer. Play the video again for pupils to watch more closely
- 8 min** **4 Grammar presentation and game:** present the new grammar (*What do you like doing? I (don't) like / love / enjoy + -ing. I like (going shopping).*) and play a class game
- 10 min** **5 Grammar worksheet:** pupils complete the worksheet activities to practise the new grammar structure, including a self-evaluation activity and an optional fast finisher activity
- 10 min** **6 Karaoke:** play the music video, then play the karaoke version. Allow pupils to practise and join in
- 6 min** **7 End the lesson:** reflect on the pupils' achievements in Unit 8. Play the karaoke video and say goodbye

1 Start the lesson: Give each pupil a word from the unit. Play the vocabulary rap. Pupils clap their hands above their heads when they hear their word.

2 Video introduction: Tell the class that today they are going to hear Alice asking people about things they like doing in the city. Then they are going to sing along to a karaoke video.

3 Grammar tutorial: Before you play the video, ask pupils to watch and tell you who Alice speaks to. Play the video and elicit the answer (Ruki, Suki and Jon). Play the video again, pausing to allow pupils to repeat Alice's question *What do you like doing in Pop City?* Tell the class they are going to ask and answer this question later.

4 Grammar presentation and game: Choose a pupil to take part in a role play. First, tell the pupil to ask you the question *What do you like doing in the city?* Answer, *I like going swimming. I love going shopping. I enjoy going to the cinema.* Then swap roles and repeat the question with new answers.

Play a game to practise the grammar. Give each pupil a phrase from the vocabulary. On the board write *I love _ing. I like _ing. I enjoy _ing.* Ask pupils to stand up and talk to the people around them. They should ask each other *What do you like doing?* and they should answer with their key vocabulary and one of the examples on the board.

5 Grammar worksheet: 1 Pupils read the speech bubbles and match them to the photos. **Answers:** 1 d 2 c 3 b 4 a 2 Pupils look at the information in the table. Then they write the missing words in the sentences below. **Answers:** 2 I love watching a film. 3 I don't like visiting the funfair. 4 I love swimming in the pool. 5 I don't enjoy watching a film. 6 I like visiting the funfair.

How do you feel? Pupils choose and colour a face according to how they feel about their work.

Fast finishers: Pupils write four sentences beginning with *I enjoy* or *I don't enjoy*.

6 Karaoke: Play the Unit 8 music video to remind pupils of the song. Then play the karaoke version for pupils to watch. Play it again, breaking it down for pupils to practise. Repeat until the pupils feel confident, then play it in full for pupils to join in.

7 End the lesson: Ask pupils to reflect on what they have learned in Unit 8: they can say new activities, ask and answer the question *What do you like doing?*, do a rap and sing a song! Congratulate the pupils and then play the karaoke video. Then say goodbye.