

5

What's amazing about the sea?

Lesson 1 The Big Question and pronunciation

1 REMEMBER THE VIDEO Read and circle the correct words.



- 1 My family like doing watersports ice skating.
- 2 My brother Nathan likes doesn't like surfing.
- 3 My dad doesn't like surfing sailing.
- 4 I love kayaking swimming.

2 Which watersports do you like? Which watersports don't you like? Write.

I like swimming. I don't like kayaking.

Pronunciation


3 Listen and read.

Then listen and repeat.  031

George and Jo are on board a boat.
 George wears shorts and Jo wears a coat.
 George eats prawns and Jo eats toast.
 George drinks water and Jo drinks coke.



4

Listen and write the words next to George or Jo.  032 Then read aloud.

walks telephones photos
 judo talks abroad home
 draws horses watersports

George /ɔ:/ walks,

Jo /əʊ/ telephones,

1 **Think** Complete the beach activities.

Frisbee ice cream kite photos picnic
rock pool sandcastle shells volleyball walk

1 fly a _____ kite _____

2 play _____

3 explore a _____

4 collect _____

5 take _____

6 buy an _____


7 play _____

8 make a _____

9 have a _____

10 go for a _____

2 Look and write.



Hello from sunny France

Today we're at the beach.

We're making sandcastles _____

Sam ² _____

Ellie ³ _____

Tom ⁴ _____

I ⁵ _____

Love, Annie



Tess Brown

3 Bridge Street

Charlton

PP57 1SC

1 Look at the grammar table on Class Book page 61 and choose.

Which is correct? a We use **want + to + verb**. b We use **want + verb**.

2 Listen and circle Yes or No.  033

Jade

1 Yes No

2 Yes No

John





3 Yes No

4 Yes No

5 Yes No

6 Yes No


3 Write **Do** or **Does** and match.

- 1  Does Alison want to go for a walk? a No, he doesn't.
- 2  _____ Zara and Suzie want to have a picnic? b Yes, he does.
- 3  _____ Harry want to have an ice cream? c Yes, they do.
- 4  _____ he want to collect shells? d No, she doesn't.

4 Write the questions and answers.

- 1 Tina  ?  Does Tina want to play Frisbee? _____ No, she doesn't.
- 2 Sam  ?  _____
- 3 Stuart and Mo  ?  _____
- 4 they  ?  _____

 **Check in!** ★ ★ ★

I can ask and answer about activities at the beach. 


1 REMEMBER THE STORY Tick ✓ the correct sentence.


Correct the other sentences. **Learn to learn**


- 1 Dev and Tess are under the table. Dev and Tess are under the sea.
- 2 Dev and Tess see twelve fish. _____
- 3 Brian is small and light. _____
- 4 Trick wants to eat a pink fish. _____
- 5 Dev and Tess wish for flying scooters. _____


2 Look and write. Match the opposites.


heavy light slow dark fast light


1  _____ light _____

2  _____

3  _____

a  _____

b  _____

c  _____ dark _____

3 Communicate Write sentences about four animals in the box. Compare with a friend.

bird fish penguin shark tortoise whale

- 1 _____ is _____.
- 2 A _____ is _____.
- 3 _____.
- 4 _____.



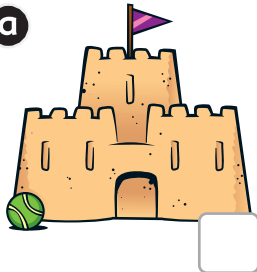
A whale is heavy.

Finished? Write a description of two fish in the story.


1 Listen and tick ✓.  034

1

a




b




2

a




b




3

a

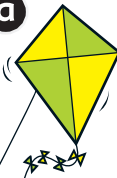


b




4

a



b



2 Write sentences.

1 lion fast hamster

A lion is faster than a hamster.

2 fish light whale

3 black dark yellow

4 elephant heavy penguin

5 cat light lion

6 prawn slow shark

3 Read, choose and complete the sentences.

1 My family's car is _____ faster than _____ my bike.

fast slow

2 My bag is _____ this book.

light heavy

3 My school is _____ my house.

big small

4 My hair is _____ my mum's hair.

dark light

5 My maths is _____ my English.

good bad

6 I'm _____ my mum.


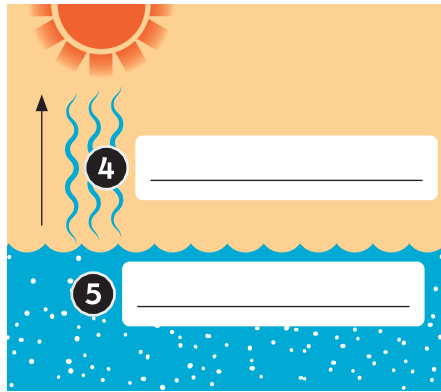

tall short

✓ Check in! ★ ★ ★

I can compare people and things.



1 Label the diagrams. clouds mineral salts river bed salt sky soil water vapour



2 Look, read and match. Listen and check. 035

A salt water experiment

You need:

- salt
- tap water
- a tablespoon
- two containers
- two eggs

Instructions:

- 1 Fill two containers with tap water.
- 2 Add six tablespoons of salt into one container.
- 3 Stir the salt and water.
- 4 Put an egg into each container.

a Put an egg into each container.

b Put tap water into the two containers.

c Add six tablespoons of salt into one container.

d Stir the salt and water.

3 Think. Guess and match. Listen and check. 036



The egg sinks



The egg floats

a in the salt water.

b in the tap water.

Finished? Write a list of animals that live in salt water.



1 **Think, pair, share!** Read Miguel's tip.



Sometimes we find new words on an information website. Try this! Read the sentence carefully. Then read the next sentence. Think! Is there an explanation or an example to help you?

2 **Listen and read the sentences.**  037 **Underline the explanation. What is a *nature reserve*?**

? The sea between Spain and the Balearic Islands is a nature reserve. A nature reserve is a safe area for animals, like whales, dolphins and turtles.



3 **Listen and read the sentences.**  038 **Read the new word and choose the best explanation.**

There are ? rules to keep the water clean. You can't take rocks or shells from the sea. Big boats can't take lots of fish and plants.

- a Rules take plastic out of the water.
- b Rules tell you what you can and can't do.



4 **Read the sentences and underline the explanation or example. Explain the words to a friend. Can you translate them?**

- 1 In a nature reserve, you can't drop rubbish. Put things like plastic bags, water bottles and old food in the bin.
- 2 Whales dive under the water. They can swim down under water up to 300 metres.
- 3 Nature reserves help to protect plants and animals. They help to keep them safe and healthy.

- 1 Read Sophie's tip and look at the tree chart. Find the **main idea** and two sides of the topic.



Look! This is a tree chart! The **main idea** is at the start. We can use the two sides to write ideas for two different parts of the main idea.

- 2 Listen. Are the children talking about the ■ side or the ● side? 039 Say.



- 3 Listen again and number the ideas in the boxes. 040
- 4 Listen and number the ideas in the boxes on the other side of the tree. 041
- 5 What are your ideas? Add them to the tree chart.
- 6 **Communicate** Look at the tree chart and choose an idea from each side. Present them to the class.



- Introduce the main idea.
- Share an idea from one side.
- Share an idea from the other side.



- 1 Listen and read Mason's post.  0:42
Tick ✓ his answer to the Big Question.

When you are by the sea, you can do lots of things. You can collect shells, fly a kite, explore a rock pool or go for a walk. Sometimes you can go on a boat trip, and you can see dolphins and multi-coloured fish. The dolphins are fun to watch and they can swim fast!

By the sea, my friends often want to play volleyball, but I like playing Frisbee. My older brother sometimes likes making sandcastles. His sandcastles are always bigger than mine, but mine are prettier. For lunch, we sometimes have prawn sandwiches on the beach, and we often buy ice creams, too. It's fun by the sea!



Mason

What's amazing about the sea?

You can talk to friends by the sea.

You can see different birds by the sea.

You can have fun by the sea.

- 2 Write the answers.

- 1 What can you see on a boat trip? You can see dolphins and multi-coloured fish.
- 2 What do Mason's friends often want to play? _____
- 3 What does Mason like playing? _____
- 4 What does Mason's older brother like making? _____
- 5 What food does Mason eat by the sea? _____

- 3 Read the Big Write tip. Find and circle the commas with *but* in Mason's post.

The Big Write tip

Commas with *but*

We use a comma before **but** to join two phrases together, e.g. My friends often want to play volleyball, **but** I like playing Frisbee.

4 Create  Plan a post about having fun by the sea. Make notes.

Things to do by the sea

Things my friends want to do

Things I like doing

Things people in my family like doing


5 Write your post.


When you're by the sea, you can _____

Draw or stick a photo of yourself by the sea.

6 CHECK YOUR WORK Look out for joined sentences. Are there commas before *but*?
Check and correct!

Community task

Collaborate  Do a survey about favourite activities by the sea.



Think

Make a list of activities by the sea.
What question do you want to ask?

Research

Ask friends and family.
Write their answers.

Present and share

Tell the class about your survey.
Does everyone agree?

1 Write the questions and answers.

1 want shells? she to Does collect x

2 to photos? Does take want he ✓

3 Frisbee? Do play they to want ✓

2 Look and make sentences. Compare the things in the pictures.



A car is faster than a bike. _____

3 Read and match.

1 I can ask and answer about activities at the beach.

The sea is amazing because **lots of animals live in it.**

2 I can compare people and things.

b Does your friend want to **make a sandcastle?**

No, she doesn't.

3 I can talk about ways to help the sea.

c We can help the sea. We can **explore rock pools and learn about them.**

4 I can answer the Big Question!

d I am **taller** than my friend.

✓ My progress

4 Make it true for you! Replace the **bold** words and tell a friend.

5 Read again and colour. ★★