

Daisy big cut-out

This big cut-out of Daisy can be printed in colour. You can mount it on cardboard to strengthen it, then use the tabs supplied to make the cut-out stand up. The Daisy cut-out can be used to enhance your lessons, e.g. during *Daisy's new words*.







Robin big cut-out

This big cut-out of Robin can be printed in colour. You can mount it on cardboard to strengthen it, then use the tabs supplied to make the cut-out stand up. The Robin cut-out can be used to enhance your lessons, e.g. during *Robin's new words*.



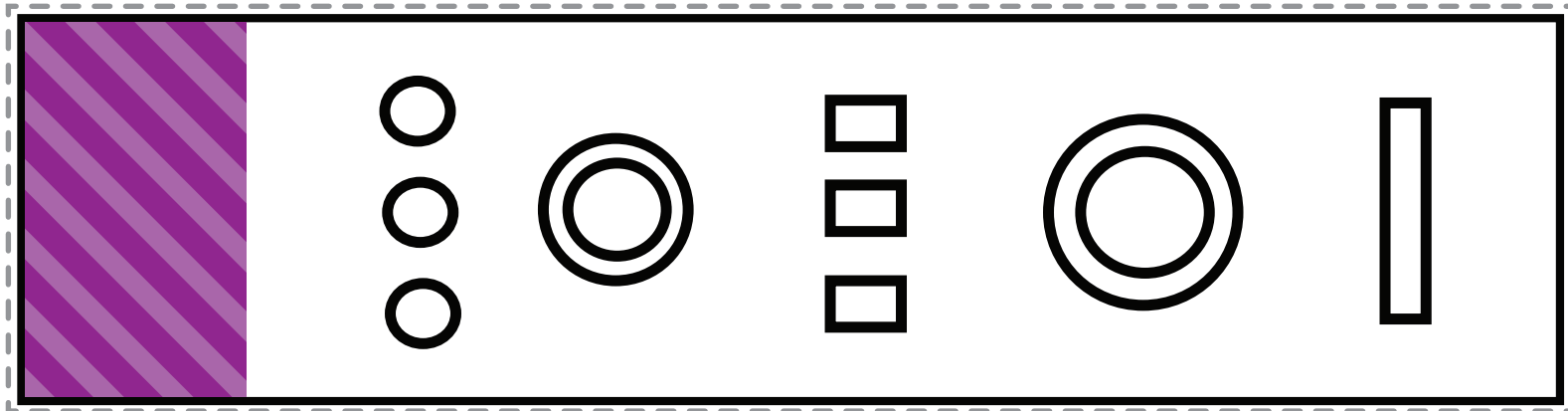
Unit 1 Robot wristbands and ankle bands

Make some robot wristbands and ankle bands for Mouse. Cut out, place around Mouse's wrists and ankles, and secure with glue or sticky tape.



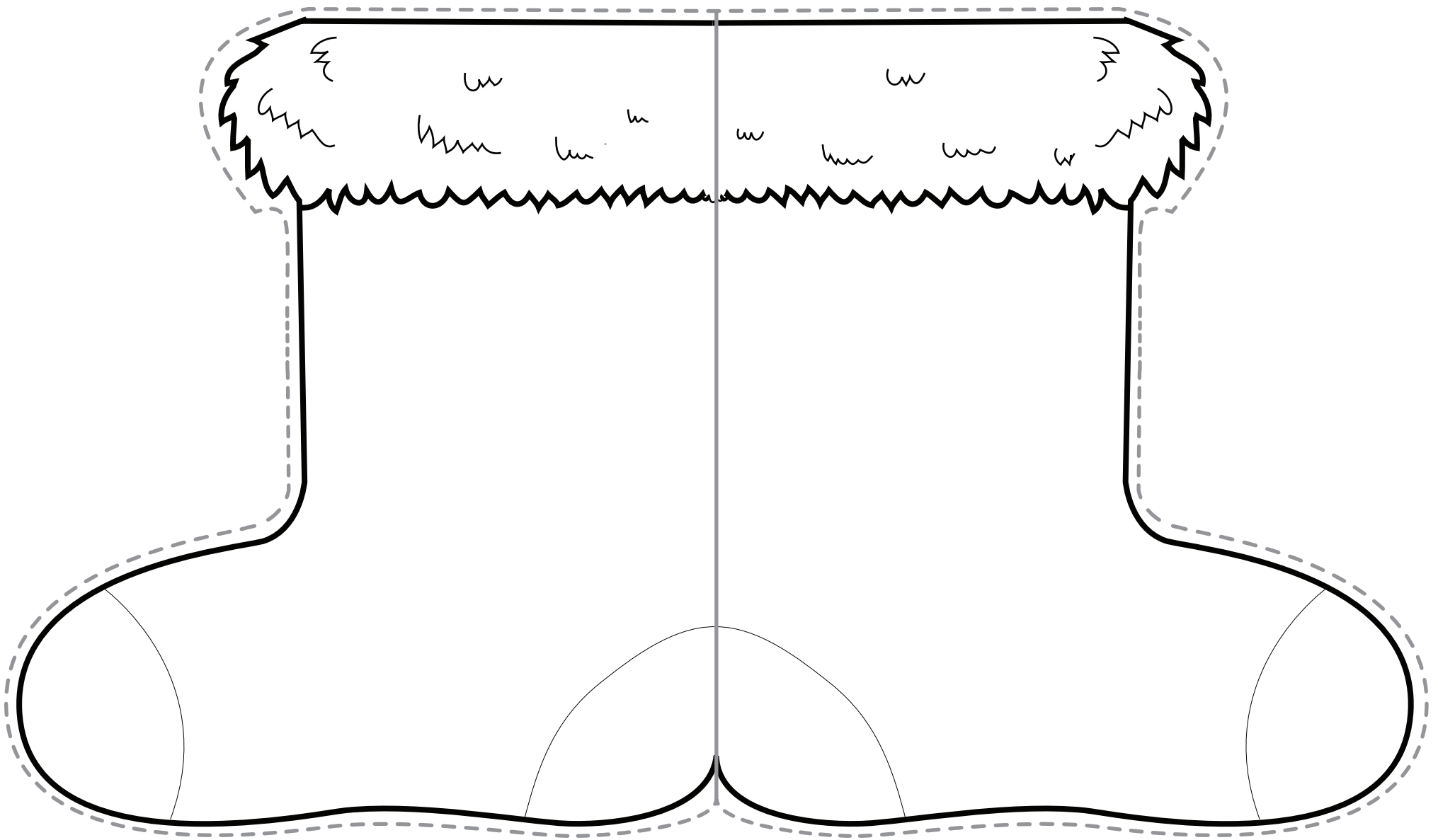
Unit 1 Robot wristband

- Make a robot wristband. Colour, cut out, stick and play.



Christmas Stocking

- Make a Christmas stocking. Colour and cut out. Fold and stick. Put presents in the stocking and play.



**DAISY,
ROBIN
and ME!**

Dear

Please come to a

DAISY, ROBIN and ME!

performance

on

in/at

from to

Congratulations



.....
Name



You have completed

DAISY, ROBIN *and* ME! A