

Log it! 1

Here are our ideas for a food stall:



Three large, empty, rounded rectangular boxes with dashed lines for writing, arranged in a row.

Our group is

Four horizontal dashed lines for writing the group name.



and me!

has great ideas!



Our menu has these sections

1

2


3

4

A large rectangular box with four numbered sections (1, 2, 3, 4) and horizontal dashed lines for writing menu items.

OUR BEST IDEA

My favourite idea




Log it! 2

Here are our menu ideas so far ...



Healthy food



Menu


1

2


3

4

A large rectangular box titled 'Menu' with four numbered sections (1, 2, 3, 4) and horizontal dashed lines for writing menu items.



My favourite item



I think it's **easy** **difficult** to think of ideas.

Next time: **Listen** **Talk** more in group conversations!

Teacher check



Log it! 3

Here are our ideas for special diets:

Pescatarian

.....

.....

.....

.....

.....

.....

Vegetarian

.....

.....

.....

.....

.....

.....

Vegan

.....

.....

.....

.....

.....

.....

We can adapt
for people.

Dairy-free

Nut-free

Gluten-free

Log it! 4

Here are our ideas for interesting food combinations:

This is my idea!

.....

.....

.....

.....

.....

.....

.....

.....

.....

.....

.....

.....

This is 's
amazing idea!

adjectives to describe our combinations

My favourite idea

.....

.....

.....

.....

In group conversations
now I **listen** **talk** more.

I feel **good** **shy** **worried**
confident in group conversations!

Teacher check





Here's my WRITING PLAN:



WHAT FOOD do we sell?

.....
.....
.....

WHAT is the NAME of our stall?

WHERE is our stall?

WHEN are we open?

WHAT is the special offer?

Web address/
social media:



Here's my WRITING: our food stall FLYER

name
of our
stall

food
descriptions

photos

special
offer

Large dashed-line template for the flyer with various rectangular and oval shapes for text and images.

TIPS

- use big, COLOURFUL fonts for important information
- put important information at the TOP of your list
- use lots of adjectives

DON'T FORGET!

- ★ healthy food
- ★ special diets
- ★ cool combinations

place
and time

social
media

Teacher
check

Reflections Log

Here are my thoughts:

I think our food stall is



I say

.....
.....

Now I know how to ...

- ... agree and disagree with others
- ... give my opinions about food
- ... make good decisions
- ... consider different people's needs
- ... write important information on a flyer

For example

.....
.....

I can use

.....

Our presentation

My role(s):

- Create the final menu
- Create the final flyer
- Present the stall

Our group ...

- ... helps each other
- ... disagrees sometimes
- ... makes good decisions
- ... works well together

is a star.

My feelings about my role in this project:

excited **nervous** **happy**

I really like:

.....

Next time, try to ...

- more.
- again!

Come back and tick!

Teacher comments

.....
.....

