



# Daisy and Robin helper medal and Mouse merit

These templates can be used to create spare medals for your Daisy and Robin helpers, and also spare Mouse merits. See the *Make the most of Daisy, Robin and me!* section in the Teacher's Book for more information about these resources.



# Mouse mask




Make Mouse masks with your class at the beginning of the year, as they are becoming familiar with the course characters and concept.

The masks will be stronger if you can mount the template onto cardboard, before passing to the children to decorate themselves.


## Unit 1 Actions

Cut out and use for games, picture dictionaries and classroom displays.



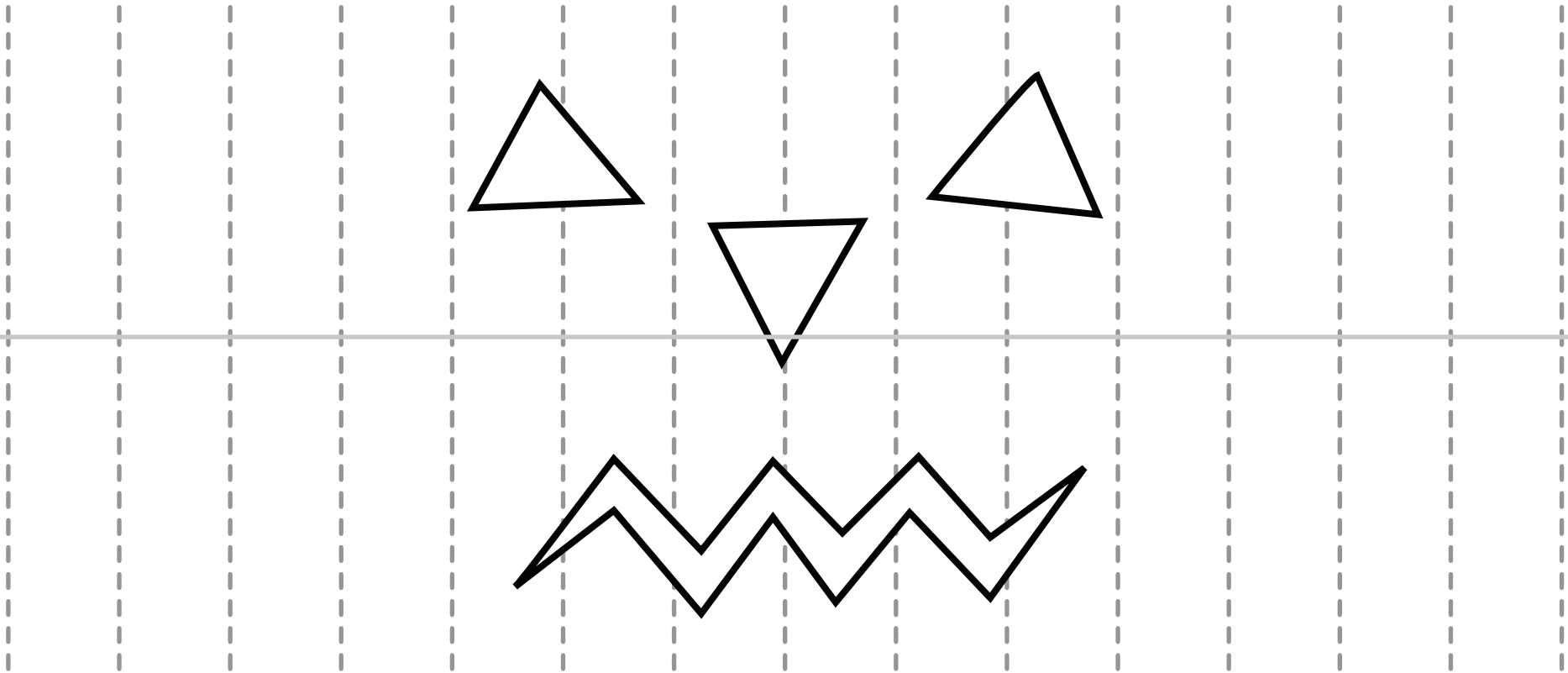
# Unit 1 Actions cube

- Make an actions cube. Cut, fold, stick and play.




# Halloween Pumpkin lantern

- Make a pumpkin lantern. Colour and cut out both pieces. Fold the pumpkin and make cuts, then open and stick. Secure the handle and play.





# DAISY, ROBIN and ME!



Dear .....

Please come to a

**DAISY, ROBIN and ME!**

performance

on .....

in/at .....

from ..... to .....

# Congratulations



.....  
Name



You have completed

# DAISY, ROBIN *and* ME! A