

4



Our environmental action video



Lesson 1 Vocabulary

1 Look and write.

use less plastic reuse make a bird feeder pick up litter
 turn off the lights recycle repair make a bee bath
 use public transport plant trees



Look!

All the verbs are regular, like **repair** – **repaired**, except **make** – **made**.



I repaired a book.
 I didn't make a bird feeder.

2 What did you do last year? Write sentences about the actions in Activity 1.

- | | |
|---------|----------|
| 1 _____ | 6 _____ |
| 2 _____ | 7 _____ |
| 3 _____ | 8 _____ |
| 4 _____ | 9 _____ |
| 5 _____ | 10 _____ |

1 Remember and match. Listen and check. 016



- | | |
|------------|--------------------------------------|
| 1 reuse | a a bee bath |
| 2 turn off | b metal straws |
| 3 walk | c a shopping bag |
| 4 use both | d a book swap at your school |
| 5 put | e sides of a piece of paper |
| 6 plant | f the lights when we leave the room |
| 7 do | g flowers in the playground |
| 8 make | h to school |
| 9 use | i old notebooks in the recycling bin |



2 How do lots of small things make a big thing? Read and do the maths.


Tania drinks a lot of water. One day she decided to work out how many plastic bottles she used in one year. Then she worked out what the total would be for a whole school.



How many times a week do you use a plastic bottle? <u>5</u>	×	How many weeks are in a year? _____	=	_____ plastic bottles a year
_____ bottles a year	×	How many children are in your class? _____	=	_____ bottles for my class in one year
_____ bottles for my class in one year	×	How many classes are in your school? _____	=	_____ bottles for my school in one year




3 Do some more maths to show how lots of small things make a big thing. Think about straws or plastic bags, for example, or use your own ideas.

_____ _____	×	_____ _____	=	_____ _____
_____ _____	×	_____ _____	=	_____ _____

Circles Extra! Which actions in Activity 1 do you do? Write a list. 

Lesson 3 Grammar

1 Listen and tick ✓ the correct picture. 017



2 Look at picture A and write the answers. Write the questions for picture B.



- 1 What did you do?
We
- 2 Where did you put it?

- 3 How long did it take?

- 4 _____
 We made a bird feeder.
- 5 _____
 We put it in the tree outside our classroom.
- 6 _____
 It took 20 minutes.

3 Order the words to make questions about yesterday. Answer for you.

1 breakfast? When did you eat

2 school? did to you How travel

3 sit did next to? Who you

The past tense of **sit** is **sat**.
 See page 88 of your Class Book for a full verb list.



1 Read and complete. Which story is true, and which one is fictional?

trees won village planted



A Elizabeth Wathuti ¹ _____ a tree when she was seven years old. When she was a teenager, she noticed problems in her ² _____. The soil was dry. She wanted to grow 1 million ³ _____ every year, so she started 'The Green Generation Initiative'. In 2019, she ⁴ _____ the 'Africa Green Person of the Year' award.

decided school website goat



B Aluna and Yaro were at ⁵ _____. It was very hot. They decided to research trees online. They found a ⁶ _____ about Elizabeth Wathuti. Yaro saw a ⁷ _____ in the school field. It was going to eat a small seedling, but the children stopped the goat. They ⁸ _____ to plant lots of trees at their school.

Mediation What's the story's message? Tell your friend.



I think the story is    . I like the _____.

2 Write sentences about people you know in your community (or about yourself) who have good ideas and help the environment.



Our teacher put a recycling bin in our classroom.



My family stopped buying shampoo and soap in plastic bottles. Now we use soap bars and shampoo bars.



Tell your family the story.

Lesson 6 Vocabulary

1 Look and write.

pollution renewable energy landfill ecosystem fossil fuels planet



- 1 _____ 3 _____ 5 _____
 2 _____ 4 _____ 6 _____

2 Read and circle.

- The plants and animals in the river are **an ecosystem** **the planet** .
- Our **landfill** **planet** has land and oceans. It moves around the sun.
- Renewable energy** **Pollution** makes energy from things in nature, like wind and sun.
- Pollution** **Landfill** is rubbish from our houses and schools that goes into the ground.
- Some factories put **pollution** **fossil fuels** into the air and the water.
- Some cars use **renewable energy** **fossil fuels** such as diesel and petrol.

3 Look at the picture again. Think.

- What things are good for the environment?
- What things aren't good for the environment?



This is an electric car. It's good for the environment because it doesn't use fossil fuels.

Mediation Point and tell your friend.



1 Read and answer. Use *so*, *but* and *before*.

Kenny: Hello Zala!

Zala: Hi Kenny. What are you doing?

Kenny: I'm making an insect hotel so insects have a safe place to sleep.

Zala: That's amazing! What are you making it with?

Kenny: I've got lots of sticks, but I haven't got any pine cones.



Zala: I can help you look for pine cones.

Kenny: Great, thanks!

Zala: What insects use an insect hotel?

Kenny: Lots of different insects – some bees hibernate in it during the winter before they wake up in the spring.



sticks (n) = 
pine cones (n) = 

Find out!
 What kinds of insects like to live in insect hotels in your area?



1 Why is Kenny making an insect hotel?

2 What has Kenny got? What hasn't he got?

3 What do some bees do before they wake up in the spring?

2 Read and match.

- | | | |
|------------------------------|--------|------------------------------------|
| 1 We can recycle metal cans, | before | you put them in the recycling bin. |
| 2 Wash your metal cans | so | we can't recycle aerosol cans. |
| 3 We recycle our cans | but | they don't go to landfill. |



3 Complete the sentences for you.

- I have breakfast before I _____.
- I like _____, but I don't like _____.
- In the winter I wear a coat so _____.

A persuasive letter

1 Look and read. Who do you think Mrs Saad is?



Dear Mrs Saad,

26th March

There's a pond in the school garden, but there isn't any water in it. There aren't any plants, insects or frogs. There isn't any wildlife at all.

1



The students in Class 6A want to repair the pond. We want to fill the pond with rainwater and plant some plants. Then we can wait for the wildlife to appear!

2

We want a new pond because it's an important habitat. Did you know that a pond's ecosystem can have over 1,000 different species of plants and animals? Plants in a pond provide food and shelter for insects, fish and small animals such as frogs. Birds and other animals can drink the water. Also, the plants make oxygen, which is good for the planet.

3

The black plastic liner at the bottom of the pond has got holes in it, so the water is escaping. We went shopping with my mum, and we found a type of glue to repair the holes. Please can we repair our pond and create a new ecosystem?

4

Please help us to help wildlife and help the planet!

Yours sincerely,
Alex Carrick, Class 6A



2 Read the letter again. Answer.

- 1 Where's the pond?
- 2 Are there any plants in the pond?
- 3 How many species of plants and animals can live in a pond?
- 4 What do plants make?
- 5 What did Alex find?

3 Look at sections 1–4 in the letter. Match.

- | | | | |
|---|-----------|---|--|
| 1 | Section 1 | a | why you want to solve the problem |
| 2 | Section 2 | b | what the problem is |
| 3 | Section 3 | c | details of how you want to solve the problem |
| 4 | Section 4 | d | a summary of what you want to do |

4 Plan your letter. Write notes.

Think of an environmental action you want to do, and who you need to ask. Look at these ideas or choose your own.

Make a wildlife garden in your school – ask your head teacher.

Make a hedgehog corridor – ask your neighbour.

Plant trees in your park – ask your local council.



The problem

Who do you need to ask?

What do you want to do?

Why do you want to solve the problem?

How do you want to solve the problem?

Let's write!

Starting and ending a letter:

Formal

Dear (their name),

Yours sincerely, (your name)

Informal

Hi (their name),

See you soon, (your name) or

Love from, (your name)

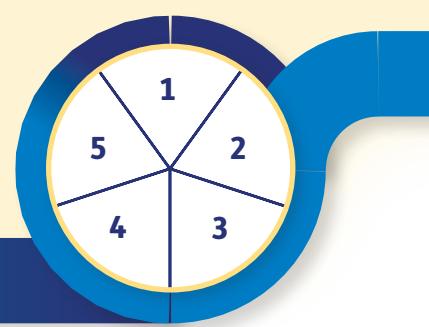
5 Write your persuasive letter. Share your letter with your friend. Do they agree?

Show your family your Topic 4 work. Talk about the environmental action you want to do.

Review 2



Colour the circle when you finish each activity.



1 Look at the ingredients. Work out what each dish is and write.

chicken curry vegetable soup a salad wrap a burger fish and chips




2 Complete the questions. Look at Activity 1 and say the dishes.

- 1 Which is the healthiest dish ?
- 2 _____ is _____ ?
- 3 _____ is _____ ?
- 4 _____ is _____ ?

spicy
expensive
healthy
delicious

3 Label the pictures. Complete the sentences with *so*, *before* or *but*.

vegetarian a dessert a hot drink



- 1 I ate a burger _____ I ate dessert.
- 2 I'm a vegetarian. I eat cheese, _____ I don't eat meat.
- 3 It's very cold outside _____ I'm having a hot drink.

recycle repair reuse



- 4 My jumper has got a hole _____ I need to repair it.
- 5 I wash plastic bottles _____ I recycle them.
- 6 I reuse eggshells to grow plants, _____ I need to break them when the plants get bigger.



How many environmental actions can you write in one minute?

4 Listen to the interview. 018 Read the answers and complete the questions.



What ¹ _____ for lunch yesterday?

I had vegetable soup and a cheese sandwich.

² _____ to bed last night?

I went to bed at nine o'clock.

Which book ³ _____ ?

I read a Percy Jackson book.

What ⁴ _____ last weekend?

I went to the cinema with my grandad on Saturday.



5 Ask and answer the questions in Activity 4 with your friend.

Circles Extra!

Write four past simple questions to ask your friend or a family member.