



MY SCHOOL

LEARNING SITUATION

Key question

- How can we be kind at school?

Let's learn about ...

- places and people at school
- school subjects
- school rules
- classmates

Team project

- Make a thank-you card

CLASSMATES

CLASSROOM

LET'S START!



WATCH. Why do we go to school?

THINK BACK. What have you got in your pencil case?

LOOK. What do you see in the photo?



It's a ...

I see ...



WHAT CAN WE FIND AT SCHOOL?

There are different *places* at school.




CLASSROOM



LIBRARY



Explore

Look at the
interactive map. 



CANTEEN



TOILETS



PLAYGROUND

Activities

1 **TICK** ✓ the classroom.



WHO WORKS AT SCHOOL?

1

Different people work at school.

Watch

Who works at your school?



TEACHER



LIBRARIAN



COOK



CARETAKER

Activities

1 Where do they work? **MATCH.**

cook

teacher

librarian



classroom



library



canteen

WHAT DO WE DO AT SCHOOL?

We do *activities* at school.
We study different *subjects*.



WRITE



DRAW



Listen


Point to the school activities.



SING



PLAY



READ

Activities

1 What do they do at school? **LISTEN** and **COLOUR**.



draw

play



write

sing

2 What do you do at school? **TICK** ✓ and **TELL** a partner.



write	<input type="checkbox"/> yes	<input type="checkbox"/> no
draw	<input type="checkbox"/> yes	<input type="checkbox"/> no
sleep	<input type="checkbox"/> yes	<input type="checkbox"/> no
sing	<input type="checkbox"/> yes	<input type="checkbox"/> no
play	<input type="checkbox"/> yes	<input type="checkbox"/> no
read	<input type="checkbox"/> yes	<input type="checkbox"/> no

What do you do at school?



I write.



3 What do you study at school? **STICK**.



English



natural
sciences



social
sciences



art



Spanish



PE



maths



music

WHAT RULES ARE THERE AT SCHOOL?

We follow the *rules* at school.
We respect our teacher and
our classmates.

Watch

Do you follow the
rules at school?



BE KIND.



LISTEN TO THE TEACHER.



TIDY UP.

Activities

1 CIRCLE the good actions.



put rubbish
in the bin



laugh at your
classmates



raise your
hand



share



line up



listen

2 **TICK** ✓ the safe action.


a.



b.



3 **DRAW** a rule you have got in your class.



4 **AT HOME. MAKE** a sign for a rule you have got at home.



HOW CAN WE BE KIND AT SCHOOL?

At school, we *work* and *play* with our classmates. We also *help* our classmates.

Listen

Sing the Good friends song.



WE PLAY TOGETHER.



WE WORK TOGETHER.



WE HELP OUR CLASSMATES.

Activities

1 MATCH.



work together



play together



help others

2 **TICK** ✓ the good actions. **CROSS OUT** the bad actions.



shout



line up



say thank you



laugh at your classmates



help your classmates



run

3 Are you kind at school? **ASK** a partner and **ANSWER**.



Do you laugh at your classmates?

Do you line up?

No, I don't.



Yes, I do.

TALK ABOUT YOUR FAVOURITE SUBJECT

1 TRACE the words.



art



maths



English

2 What is your favourite subject? READ and TICK ✓.

My favourite subject is...	Yes	No
natural sciences	<input type="checkbox"/>	<input type="checkbox"/>
social sciences	<input type="checkbox"/>	<input type="checkbox"/>
maths	<input type="checkbox"/>	<input type="checkbox"/>
Spanish	<input type="checkbox"/>	<input type="checkbox"/>
PE	<input type="checkbox"/>	<input type="checkbox"/>

Language tip

- It's ...
- It isn't ...

LET'S TALK!

3 TALK about your favourite subject. ASK a partner.

What's your favourite subject?



It's ...



DRAW SCHOOL SIGNS

Signs help us follow rules.



WASH YOUR
HANDS



NO DOGS
ALLOWED



SCHOOL
CROSSING

STEP 1

LOOK for signs in your school.

STEP 2

DRAW the signs.

STEP 3

 **SHOW** your signs to a partner.

TEAM PROJECT



MAKE A THANK-YOU CARD

Many people in school help us every day.
There are many ways to say thank you.

DISCUSS

1 How do you say thank you? **TALK** with your classmates and **CIRCLE**.



Give a present.



Give flowers.



Write a card.



Sing a song.



Give a hug.

2 Who can you thank? **TICK** ✓.



friends



family



teachers

TAKE ACTION

3 MAKE a thank-you card. Follow the steps.

- Step 1: Draw a picture.
- Step 2: Colour your drawing.
- Step 3: Who is the card for? Write.

This card is for _____.

SHARE

4 SHARE your thank-you card with your classmates.

TEAM ASSESSMENT



- Read and colour.

We take turns.



OK



GOOD



EXCELLENT



MIND MAP

1 COMPLETE the mind map. **STICK.**



places at school

school subjects

MY SCHOOL

people at school

We are kind at school





PICTURE DICTIONARY

1

PLACES AT SCHOOL



canteen



classroom



library



playground



toilets

PEOPLE AT SCHOOL



caretaker



classmates



cook



librarian



teacher

REVIEW



1 TICK ✓ the places at school.



2 What is their job? CIRCLE.

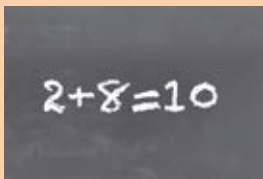


librarian
teacher

cook
caretaker

caretaker
librarian

3 COLOUR the correct subject.



maths

English

art



natural sciences

PE

music



music

art

Spanish

4 READ and MATCH.



I follow the rules at school.



I help my classmates at school.

APPLY

5 What do you do to help? READ and TICK ✓.



I'm sad. I don't understand.

☐ I shout.

☐ I am kind.

☐ I laugh.

SELF-ASSESSMENT



• Read and colour.

I'm kind to others.



OK



GOOD



EXCELLENT