








ARTS AND CRAFTS 2

| LEARNING SITUATION | CONTENT |  ARTIST CLUB |  TEAM PROJECT |  REVIEW |
|---|---|---|--|--|
| MATERIALS page 6 | | | | |
|  MY DAY Where can we see art in our daily life? page 7 | Types of lines Pencils, crayons and paint Colours and shapes Sequences in cartoons Motion lines and sound effects Close and far away | Roy Lichtenstein (Pop art) | Design a skyline | Review |
|  MY FOOD How can we make our art realistic? page 25 | Volume and shading Using our senses in art Movement Texture Sculpture Art installations | Francisco de Zubarán (Baroque) | Make a seasonal food portrait | Review |
|  MY TOWN Where can we see art in our town? page 43 | Lines, dots and shapes Abstract and figurative patterns Advertising Colours and shapes Basic 3D shapes Symmetry and asymmetry | Yayoi Kusama (Contemporary) | Make a textile | Review |
|  FESTIVALS page 61 page 62 page 63 | Term 1. Halloween Term 2. World Flower Day Term 3. World Book day | | | |
| CUT-OUTS | | | | |